

PRAYING *With* CHILDREN

SUNDAY LITURGY



Easter Sunday

31 March 2024 - Year B

“The teaching of Scripture is that Jesus must rise from the dead.”

Something to Think About

Can you think of some baby animals that hatch from an egg?
Have you ever thought about why we eat chocolate eggs at Easter?
Eggs are a symbol of new life! We celebrate Jesus' resurrection and our new life with him.

The Story

On Holy Thursday, we remembered the last supper that Jesus celebrated with his friends, telling them to break bread and share the cup in memory of him.

On Good Friday, we remembered the day Jesus died for us to save us from our sins. Jesus' friends and disciples didn't understand what was happening. They were frightened and sad about what had happened. Jesus' body was laid in a tomb and a large stone was rolled across the entrance.

Today's story begins on Easter Sunday morning when Mary Magdalene went to the tomb and was very surprised to see that the stone had been rolled away. The tomb was empty, and she thought that someone had taken Jesus' body away. The other disciples were shocked too. They didn't know that Jesus had risen from the dead. He was alive!

The Scriptures

A reading from the holy gospel according to John **20:1-9**

On Sunday morning while it was still dark, Mary Magdalene went to the tomb and saw that the stone had been rolled away from the entrance. She ran to Simon Peter and to Jesus' favourite disciple and said, "They have taken the Lord from the tomb! We don't know where they have put him."

Peter and the other disciple started for the tomb. They ran side by side, until the other disciple ran faster than Peter and got there first. He bent over and saw the strips of linen cloth lying inside the tomb, but he did not go in.

When Simon Peter got there, he went into the tomb and saw the strips of cloth. He also saw the piece of cloth that had been used to cover Jesus' face. It was rolled up and in a place by itself.

The disciple who got there first then went into the tomb, and when he saw it, he believed.

At that time Peter and the other disciple did not know that the Scriptures said Jesus would rise to life.

The Gospel of the Lord. **Praise to you, Lord Jesus Christ.**

Video

Click to watch the video: [The Story of Easter](#)

Group Discussion

By dying on the cross and rising to new life, Jesus took away our sins and showed how much he loves us. Jesus is alive now in our midst, helping us, guiding us and reminding us that we are loved and forgiven. Talk together about how this good news makes you feel. Maybe you feel joyful, comforted, amazed, or grateful. Share your thoughts with those around you.

Praying For Others

Leader: Gathered as one with all creation, let us pray for the needs of the world:

Reader 1: We pray that we will share the joy and hope of Easter in our lives each day. Lord hear us.

All: Lord hear our prayer.

Reader 2: We pray that all people may believe in God's gift of forgiveness. Lord hear us.

All: Lord hear our prayer.

Reader 3: We pray for all who show us the love of Jesus. Lord hear us.

All: Lord hear our prayer.

Reader 4: We pray that we might be thankful for all the good things we enjoy. Lord hear us.

All: Lord hear our prayer.

Reader 5: We pray that we will see Jesus in the people around us. Lord hear us.

All: Lord hear our prayer.

Invite the children to pray for their own special intentions.

All: Lord hear our prayer.

Leader: Loving God, listen to the prayers we make in the name of Jesus.

All: Amen.

Prayer



Dear Jesus,
Thank you for showing your love for us
on the cross.
Fill us with Easter joy as we place all our
trust in you.
Amen.

Group Activity


Easter Cross Craft

For each child you will need: 2 paper plates, printed templates (see below), 2 craft pins, coloured markers, scissors and glue.

* For smaller children, cut out the three templates prior to the activity.


1. Cut out the sun rays and glue onto the first paper plate. Then cut out the cross and glue it in front of the sun.
2. Decorate the Easter egg with coloured markers.
3. Glue the egg onto the second paper plate.
4. Cut the second plate vertically down the middle.
5. Then attach the two halves at the base of the first plate with craft pins.
6. Slide the egg open to see the empty cross. Jesus is risen!







Easter

Craft







EASTER – YEAR B
© Liturgy Brisbane 2023

**FROM THE PUPA
THE BUTTERFLY IS BORN**



FROM THE TOMB, JESUS RISES TO A NEW LIFE

Colour the picture



**2 THE CATERPILLAR
SPINS ITSELF A
COCCOON CALLED A**



**1 THE BUTTERFLY
BEGINS LIFE AS A**



**2 JESUS DIED ON THE CROSS
AND WAS PUT IN THE**



1

A BUTTERFLY STORY

THE EASTER STORY