

PRAYING *With* CHILDREN

SUNDAY LITURGY



4th Sunday in Advent Year B

24 December 2023

“You will conceive and bear a son.”

Something to Think About

When Mary learned that she was going to have a baby, she was afraid and unsure about what to do. But Mary trusted God. When we are afraid and not sure what to do, we can ask Mary to help us just like we can ask our Mums to help us.

The Story

In today's gospel reading, the angel has a special question for Mary. The angel asks Mary if she would agree to be the mother of Jesus. Even though Mary was confused, she said yes. Mary agreed to be a part of bringing Jesus into our world so that God could be with us.

The Scriptures

A reading from the holy gospel according to Luke

1:26-38

God sent the angel Gabriel to the town of Nazareth in Galilee with a message for a virgin named Mary. She was engaged to Joseph from the family of King David.

The angel greeted Mary and said,

"You are truly blessed! The Lord is with you."

Mary was confused by the angel's words and wondered what they meant.

Then the angel told Mary, "Don't be afraid!

God is pleased with you, and you will have a son.

His name will be Jesus. He will be great and will be called the Son of God Most High.

The Lord God will make him king, as his ancestor David was.

He will rule the people of Israel forever, and his kingdom will never end."

Mary asked the angel, "How can this happen? I am not married!"

The angel answered, "The Holy Spirit will come down to you, and God's power will come over you. So your child will be called the holy Son of God.

"Your relative Elizabeth is also going to have a son, even though she is old.

No one thought she could ever have a baby, but in three months she will have a son.

Nothing is impossible for God!"

Mary said, "I am the Lord's servant! Let it happen as you have said."

And the angel left her.

The Gospel of the Lord. **Praise to you, Lord Jesus Christ.**

Video

Click to watch the video.

[Mary said, "Yes!"](#)



Group Discussion

Nothing is impossible for God. Mary wondered about this – how could she become the mother of God? Perhaps there are some things that you feel are impossible but would still like to happen. Spend a few quiet minutes thinking and praying about this. You can talk to God about anything at all.

Praying For Others

Leader: Let us pray now for the leaders of our Church, our world, for those in our community and for our own needs.

Reader 1: We pray that all who are hungry will be fed. Lord, hear us.

All: Lord, hear our prayer.

Reader 2: We pray for all people and for all countries. Lord hear us.

All: Lord hear our prayer.

Reader 3: We pray for all those expecting a new baby. Lord hear us.

All: Lord hear our prayer.

Reader 4: We pray for help in doing the right thing. Lord hear us.

All: Lord hear our prayer.

Reader 5: We pray that we will do what God asks of us. Lord, hear us.

All: Lord, hear our prayer.

Invite the children to pray for their own special intentions.

All: Lord hear our prayer.

Leader: Loving God, listen to the prayers we make in the name of Jesus.

All: Amen.

Prayer




Dear God,
Help us to trust you always,
just like Mary did.
Open our hearts to say “Yes” to you,
because we know your way is best.
Amen.

Group Activity

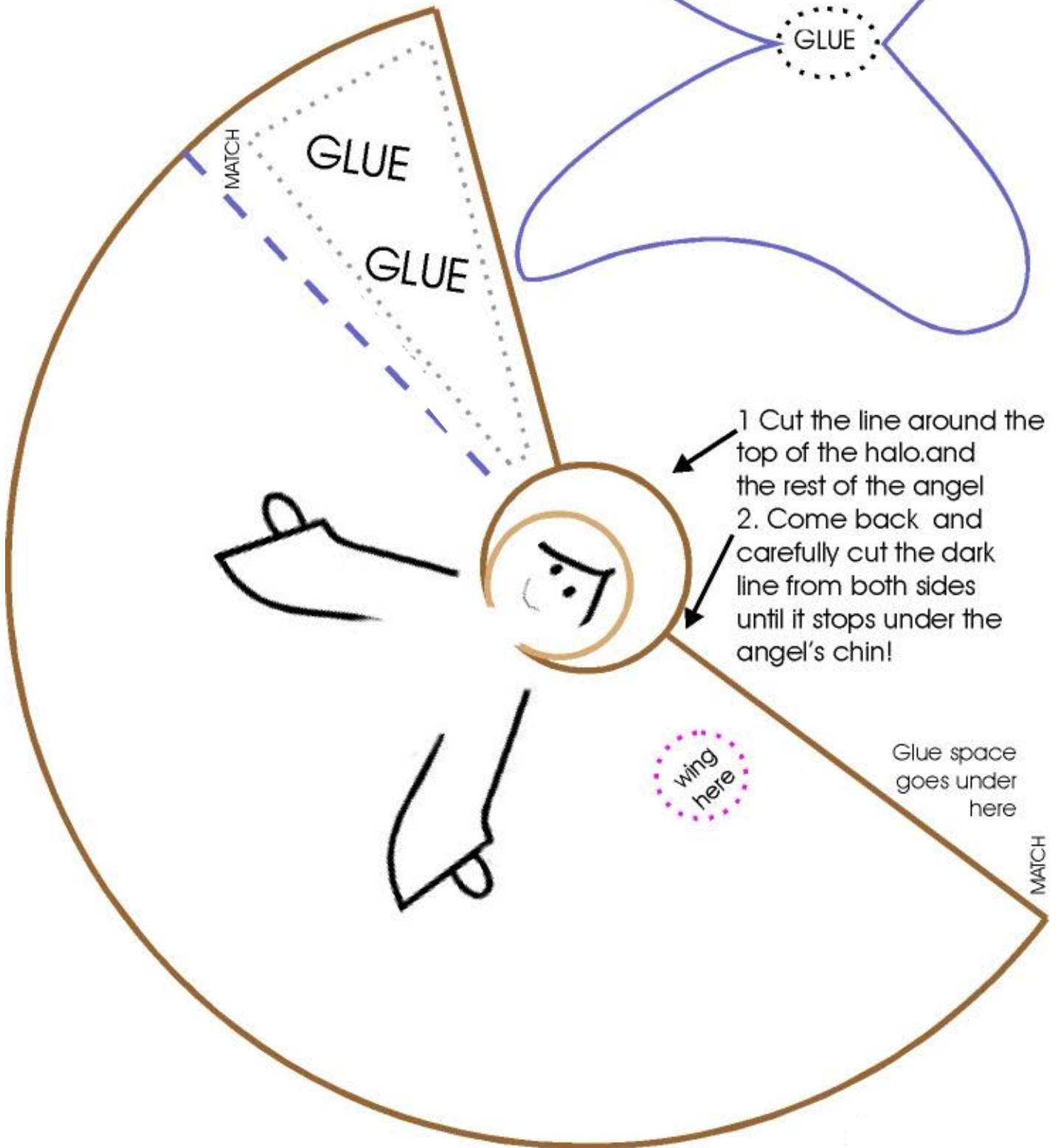
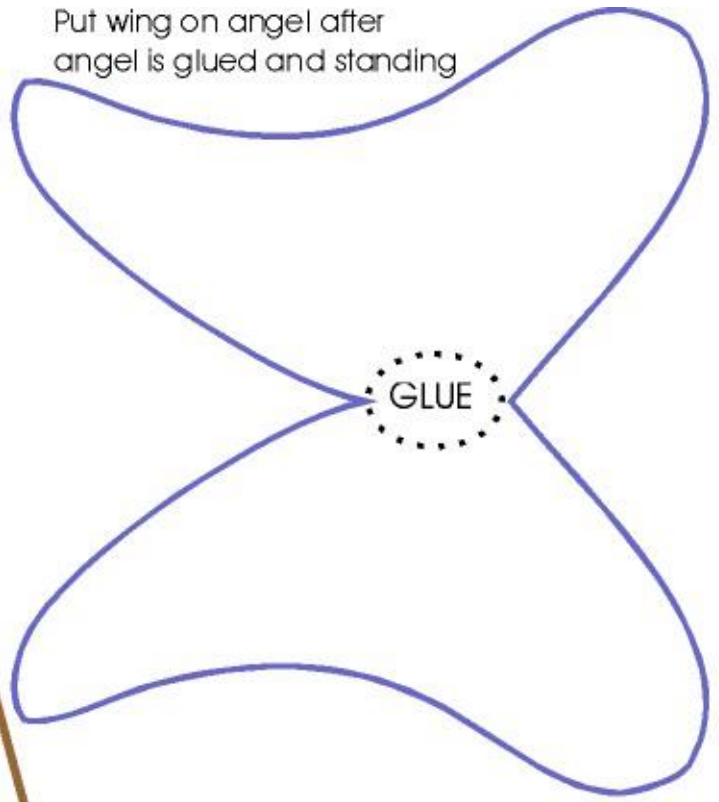
Make an angel decoration as you think about the angel bringing the message to Mary.

You will need: an angel template for each child printed on the heaviest paper possible, scissors, glue or sticky tape, coloured pens, glitter glue sticks.

1. Cut out the angel, along the dark line, and then cut out the wings.
2. Colour and decorate the angel and the wings. You might like to add glitter for the halo.
3. Put glue over the entire GLUE area on the template. Bring the unglued side all the way over to the dotted line so it makes a cone shape.
4. Then glue the wings onto the angel's back. Put one finger inside the cone and a different finger on the outside of the wings to press and stick them together.
5. You can display your angel on a table top, or you may even like to add a loop of wool to turn it into a tree decoration.



Put wing on angel after angel is glued and standing



- 1 Cut the line around the top of the halo and the rest of the angel
2. Come back and carefully cut the dark line from both sides until it stops under the angel's chin!


Glue space goes under here

wing here

MATCH

**MARY FOUND OUT SHE WAS GOING TO HAVE A BABY.
SHE WOULD CALL HER BABY BOY
AND MARY WAS VERY HAPPY!**

**Talk to your mum about what it was like
when she was waiting for you to be born.**



**Now draw a picture of Mary,
ready and waiting to have her baby.**