

# PRAYING *With* CHILDREN

## SUNDAY LITURGY



**The Nativity of the Lord**

**Year A**

**25 December 2022**

**“Today a Saviour has been  
born for you.”**

### **Something to Think About**

Have you ever been travelling and had to stay somewhere new? Maybe you had to sleep in a different bed? Imagine if there had been nowhere to stay, and you had to sleep overnight in a stable.

### **The Story**

The gospel story today is the Christmas story! Mary and Joseph travel to Bethlehem, because the Emperor had ordered everyone to travel to their hometown and have their names listed in record books. While they were there, Mary knew it was time for her baby to be born. There was no room at the inn, which is like a hotel, so Mary and Joseph had to stay in a stable with the animals. There in the stable, baby Jesus was born. The angels told the wonderful news to the shepherds. The angels kept on praising God!

### **The Scriptures**

**A reading from the holy gospel according to Luke**

**2:1-14**

Emperor Augustus gave orders for the names of all the people to be listed in record books. These first records were made when Quirinius was governor of Syria.

Everyone had to go to their own hometown to be listed.

So Joseph had to leave Nazareth in Galilee and go to Bethlehem in Judea.

Long ago Bethlehem had been King David's hometown, and Joseph went there because he was from David's family.

Mary was engaged to Joseph and travelled with him to Bethlehem.

She was soon going to have a baby, and while they were there, she gave birth to her first-born Son. She dressed him in baby clothes and laid him in a manger, because there was no room for them in the inn.

That night in the fields near Bethlehem some shepherds were guarding their sheep.

All at once an angel came down to them from the Lord, and the brightness of the Lord's glory flashed around them. The shepherds were frightened.

But the angel said, "Don't be afraid!

I have good news for you, which will make everyone happy.

This very day in King David's hometown a Saviour was born for you.

He is Christ the Lord. You will know who he is, because you will find him dressed in baby clothes and lying in a manger."

Suddenly many other angels came down from heaven and joined in praising God.

They said: "Praise God in heaven!

Peace on earth to everyone who pleases God."

The Gospel of the Lord.

**Praise to you, Lord Jesus Christ.**

## Video

Click to watch the video.  
[God's Story: Jesus is Born](#)



## Group Discussion

Christmas is a time to have hearts full of thanks for all the wonderful gifts that God has given us. We give presents to others at Christmas time, but God gives gifts to us every day! Spend some time thinking about all the blessings in your life – your family, your friends, your talents, your favourite things. What are you most grateful for today?

## Praying For Others

*Leader:* Let us pray now for the leaders of our Church, our world, for those in our community and for our own needs.

*Reader 1:* We pray for all new mothers and fathers. Lord, hear us.

**All: Lord, hear our prayer.**

*Reader 2:* We pray for tiny babies in the hospital. Lord hear us.

**All: Lord hear our prayer.**

*Reader 3:* We pray that we will be filled with joyful thanks for all God's blessings. Lord hear us.

**All: Lord hear our prayer.**

*Reader 4:* We pray that we will share what we have with others this Christmas. Lord hear us.

**All: Lord hear our prayer.**

*Invite the children to pray for their own special intentions.*

*Leader:* Loving God, listen to the prayers we make in the name of Jesus.

All: Amen.

## Prayer



Dear God,  
Thank you for Christmas. Thank you for the gift of Jesus and for your great love for us. Please help us to be a blessing to others this Christmas time.  
Amen.


## Group Activity



### Baby Jesus in a Manger

*You will need:*

*Template for each child printed on cardboard, white cardboard, paints (blue, yellow, brown and skin colour), paper plates, paint brushes, black marker, glue stick, scissors, plastic forks*

- 1) On the template, paint the circle in skin colour, and the oval shape in blue.  
(This will be the baby Jesus.)
- 2) Pour brown and yellow paint onto the paper plate. Then dip the underside of fork prongs into the brown paint. Starting in the centre of the white cardboard, drag the fork gently from the middle outwards. Keep going until the page is covered. Then repeat with the yellow paint. The combined colours will look like straw for baby Jesus to lay on.
- 3) Cut out the painted circle and oval. Glue the head to the body and use a black marker to draw on a face. Then glue the baby Jesus onto the manger.





**JESUS**



**GOD'S GIFT**

**CHRISTMAS IS A TIME  
FOR GIVING GIFTS**

DRAW YOUR FAVOURITE CHRISTMAS GIFT

**SAY 'THANK YOU' FOR  
YOUR CHRISTMAS GIFTS**